UCG150-12

12V 150AH

Deep Cycle

Ultracell®

'Quality in Every Language'

UCG150-12



Physical Specification

Part Number	**UCG150-12**
Length	**485 ± 2 mm**
Width	**170 ± 2 mm**
Container Height	**240 ± 2 mm**
Total Height (with terminal)	**240 ± 2 mm**
Approx Weight	**43.5 kg**

Specifications

	Nominal Voltage	12V
	Nominal Capacity 20HR)	150AH
Terminal Type	Standard Terminal	F10
	Optional Terminal	F11
Container Material	Standard Option	ABS
	Flame Retardant Option (FR)	UL94-V0
Rated Capacity	20hr, 1.80V/cell, 25°C	156.0 AH/8.04A
	10hr, 1.80V/cell, 25°C	150.0 AH/15.0A
	5hr, 1.75V/cell, 25°C	131.6 AH/26.3A
	1hr, 1.60V/cell, 25°C	96.9 AH/96.9A
Max Discharge Current	1500A (5s)	
Internal Resistance	2.5mΩ	
Discharge Characteristics	Operating Temp. Range	Discharge: -20 ~ 55°C
		Charge: 0 ~ 40°C
		Storage: -20 ~ 50°C
	Nominal Operating Temp. Range	25 ± 3°C
	Cycle Use	Inital Charging Current less than 45.0A.Voltage 14.4V ~ 15.0V Temp. Coefficient -30mV/°C
	Standby Use	No limit on Initial Charging Current Voltage 13.5V ~ 13.8V Temp. Coefficient -20mV/°C
	Capacity affect by Temperature	40°C 103%
		25°C 100%
		0°C 86%
Design Floating Life at 20°C	15 Years	
Self Discharge	Ultracell batteries may be stored for up to 9 months at 25°C(77°F) and then a refresh charge is required. For higher temperatures the time interval will be shorter.	

Dimensions

F10 Terminal

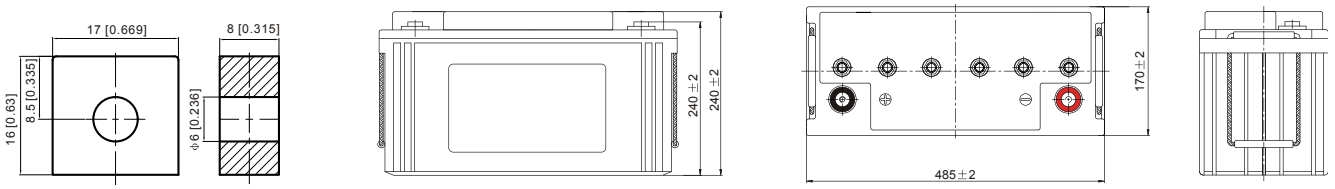

Ultracell (UK) Ltd | Vesty Business Park, Vesty Road, Liverpool, L30 1NY, United Kingdom
Tel: +44 (0) 151 523 2777 | Fax: +44 (0) 151 523 0855 | Email: info@ultracell.co.uk
www.ultracell.co.uk

Revised: 06 May 2015

ALL DATA IS SUBJECT TO CHANGE WITHOUT NOTICE

UCG150-12

12V 150AH

Deep Cycle

Ultracell®

'Quality in Every Language'

Constant Current Discharge (Amperes) at 20°C

F.V/Time	10min	15min	20min	30min	45min	1h	2h	3h	4h	5h	6h	8h	10h	20h
1.85V/cell	219.6	184.8	161.5	116.2	92.3	74.9	46.5	36.3	29.4	23.9	20.8	17.0	14.2	7.97
1.80V/cell	280.6	223.3	190.9	137.1	107.3	83.9	50.8	39.0	31.4	25.6	22.3	18.0	15.0	8.04
1.75V/cell	308.3	243.9	205.3	142.3	111.4	87.8	52.7	39.8	32.1	26.3	23.0	18.3	15.2	8.12
1.70V/cell	336.1	260.4	215.8	148.2	115.8	90.5	54.8	40.9	32.9	27.0	23.4	18.6	15.3	8.27
1.65V/cell	362.7	276.9	229.2	156.3	118.7	93.6	56.3	42.6	34.1	27.7	23.9	18.9	15.6	8.37
1.60V/cell	393.8	296.1	244.2	165.0	123.8	96.9	58.2	43.9	35.1	28.6	24.5	19.1	15.8	8.42

Constant Power Discharge (Watts) at 20°C

F.V/Time	10min	15min	20min	30min	45min	1h	2h	3h	4h	5h	6h	8h	10h	20h
1.85V/cell	409.8	348.4	307.7	223.3	178.5	145.4	90.7	70.9	57.5	46.9	41.1	33.6	28.0	15.9
1.80V/cell	516.6	414.7	358.2	260.3	205.9	161.9	98.3	75.9	61.1	50.2	44.0	35.6	29.7	16.1
1.75V/cell	560.6	448.6	382.2	268.9	212.7	168.7	101.7	77.1	62.4	51.4	45.1	36.2	30.0	16.2
1.70V/cell	602.5	475.4	399.4	278.8	220.6	173.6	105.5	79.0	63.9	52.6	46.0	36.7	30.2	16.5
1.65V/cell	645.6	502.2	422.3	292.8	225.2	178.8	108.1	82.2	65.9	54.0	46.9	37.2	30.8	16.7
1.60V/cell	689.0	530.7	445.2	306.0	232.6	183.7	111.1	84.3	67.7	55.5	47.8	37.5	31.1	16.8

Discharge Characteristics

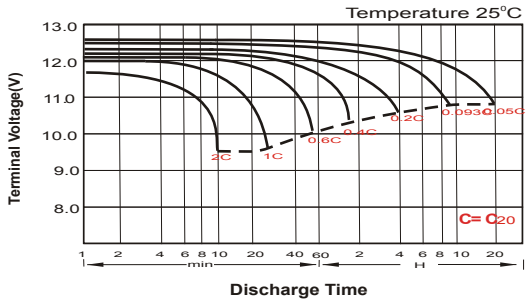

Charging Characteristics

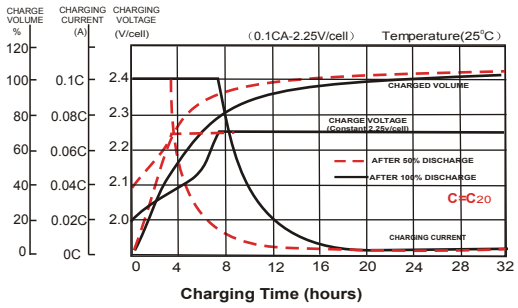

Temperature Effects in Relation to Battery Capacity

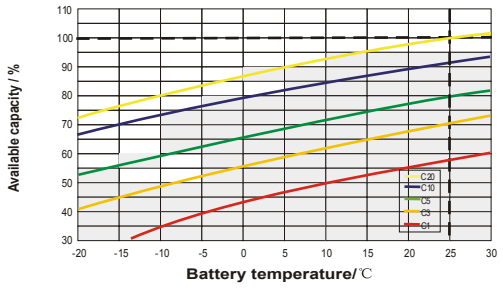

Effect of Temperature on Long Term Float Life

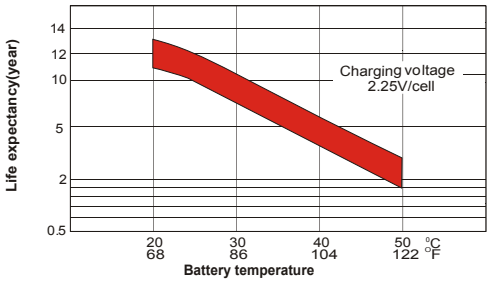

Cycle Life in Relation to Depth of Discharge

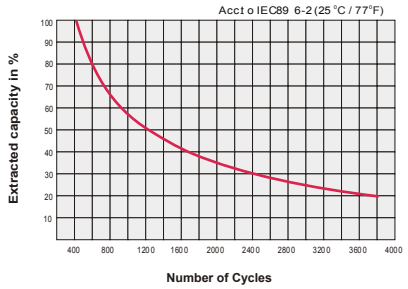

General Relation of Capacity VS. Storage Time

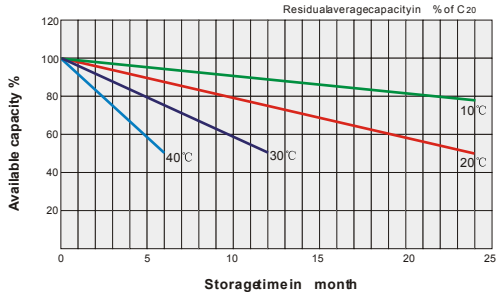

Ultracell (UK) Ltd | Vesty Business Park, Vesty Road, Liverpool, L30 1NY, United Kingdom
Tel: +44 (0) 151 523 2777 | Fax: +44 (0) 151 523 0855 | Email: info@ultracell.co.uk
www.ultracell.co.uk

Revised: 06 May 2015

ALL DATA IS SUBJECT TO CHANGE WITHOUT NOTICE