6-GFM-150G(12V150Ah)

Introduction

GFM-G series gel battery,adopts high-current lead paste formula,high corrosion-resistant alloy material,nano-silica gel electrolyte,and special exhaust structure and sealing technology,which,on the one hand,has strong high-rate discharge capability,safe and reliable use,low self-discharge rate and over-discharge recovery capability.On the other hand,the materials and special technology also enhance high and low temperature resistance,and bring flexible and convenient installation as well as simple maintenance.

Battery Features

- 12 years floating design life
- Excellent consistency
- High reliability
- Low self -discharge
- Good recovery from deep discharge

Electrical Specification

Design floating Life @ 20°C (68°F) …… …….. 12 years

Nominal Capacity @ 25°C /77°F

20 hour rate 7.88 A to 1.80Vpc … .. …….. 158 Ah

10 hour rate 15.0 A to 1.80Vpc …… ….. 150 Ah

5 hour rate 26.3 A to 1.75Vpc …….. ……. 132Ah

1 hour rate 97.5A to 1.60Vpc ……..…… 97.5Ah

Internal Resistance

(Fully charged battery @ 25°C /77°F) ……. 3.9mΩ

Max. Discharge Current @ 25°C /77°F ……1000A (5S)

Charge Methods: Constant voltage charge @ 25°C /77°F

Cycle Use …… 14.4 ~ 15.0V

Max. Current ……..37.5A

Standby Use …… ….. ……..... 13.5V - 13.8V

Operating Temperature Range

Discharge ……..... …… .. …… .. -20 ~ 55°C

Charge …… .. 0 ~ 40°C

Storage …….... …… .. …… .. -20 ~ 55°C

Recommended Operating Temp ……..…..... 20 ~ 25°C

Self-Discharge

The capacity declines by 3% per month@ 20°C (68°F). The batteries can be stored up to 6 months @ 25°C (77°F) and then a freshening charge is required. The interval under higher temperature would be shorter.

Typical Applications

UPS

Telecom

Electric system

Photovoltaic energy storage

Certificates

ISO 14001:2015
ISO 45001:2018
IATF 16949:2016

Battery Picture



Dimensions

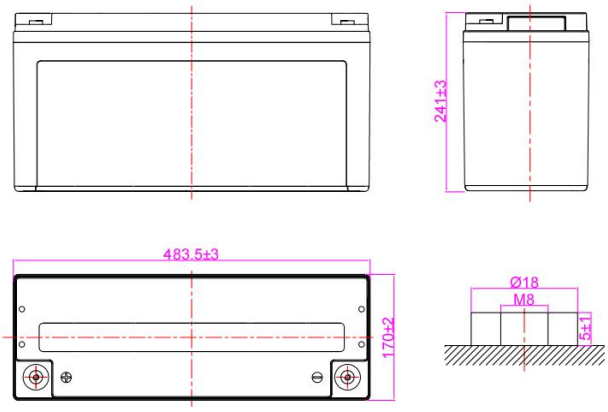

Dimension and Weight

Dimension				Weight	Terminal
Length	Width	Height	Total Height	(± 3%)	
483.5 mm	170 mm	241 mm	241 mm	43.6kg	F6
21.7inch	4.33 inch	11.3 inch	11.3 inch	97.9lbs	

Constant Current Discharge* (Amperes @25℃/77°F)

V/cell	15min	30min	1hr	5hr	10hr	20hr	100hr
1.60V	278	177	97.5	27.8	15.9	8.34	2.09
1.65V	271	173	96.0	27.2	15.7	8.24	2.06
1.70V	261	168	93.6	26.6	15.5	8.15	2.03
1.75V	252	164	91.7	26.1	15.3	8.03	2.01
1.80V	239	158	88.9	25.5	15.0	7.95	1.98

Constant Power Discharge* (Watts/pc @25℃/77°F)

V/cell	15min	30min	1hr	5hr	10hr	20hr	100hr
1.60V	3047	1986	1112	325	186	98.2	25.2
1.65V	2942	1946	1095	318	182	96.0	24.8
1.70V	2864	1887	1067	312	181	95.7	24.5
1.75V	2725	1841	1046	310	180	95.2	24.2
1.80V	2554	1773	1014	301	179	94.5	23.9

*The mentioned data are derived from of sample test result, for reference only.

6-GFM-150G(12V150Ah)

Graphs

Discharge Characteristics(25℃)

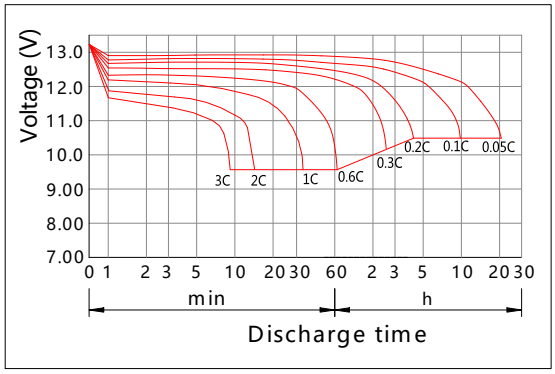

Charging Characteristics(25℃)

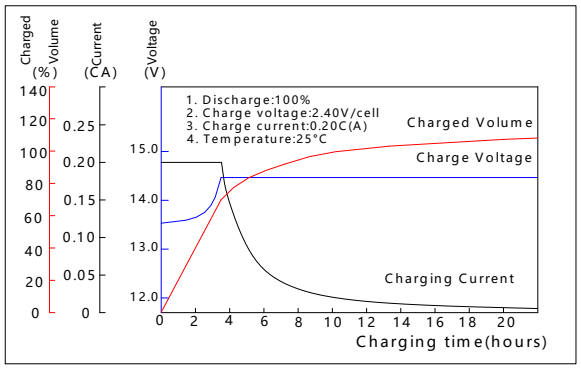

Effect of Temperature on Capacity

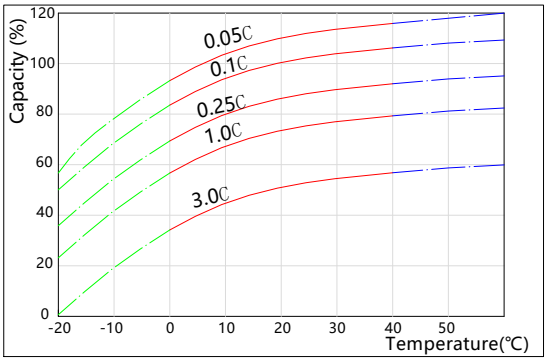

Self-discharge Characteristics

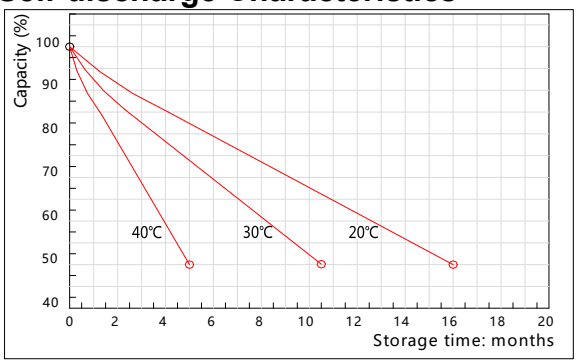

The Relationship between Open Circuit Voltage and Residual Capacity (25℃)

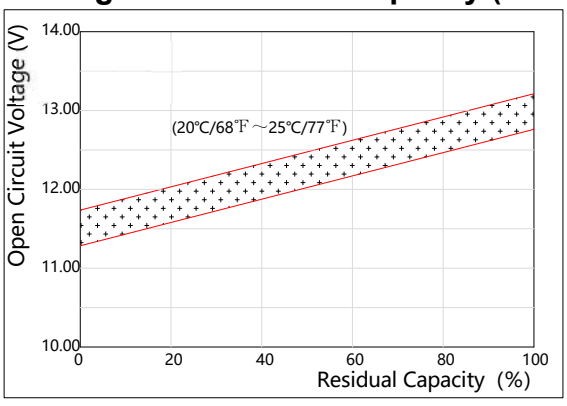

The Relationship between Charging Voltage and Temperature

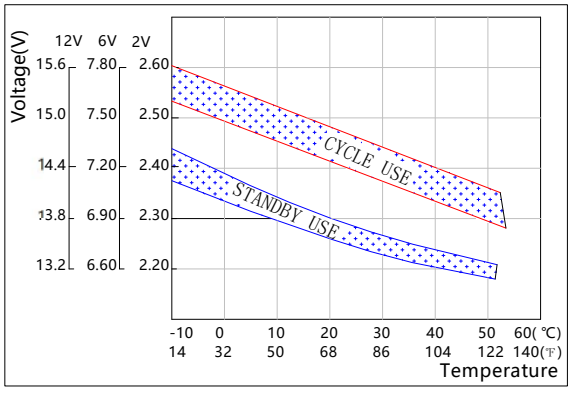

Floating Life on Temperature

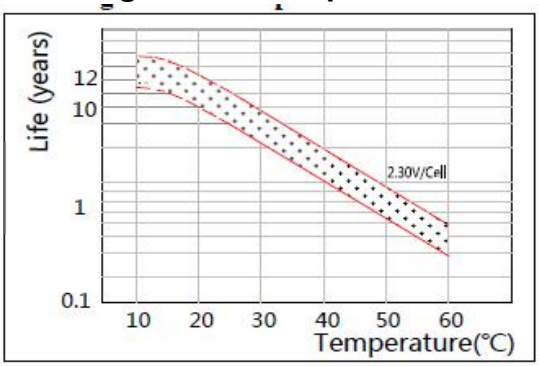

Cycle Life on D.O.D(25℃)

