6-GFM-200G(12V200Ah)

AOKLY

Introduction

GFM-G series gel battery,adopts high-current lead paste formula,high corrosion-resistant alloy material,nano-silica gel electrolyte,and special exhaust structure and sealing technology,which,on the one hand,has strong high-rate discharge capability,safe and reliable use,low self-discharge rate and over-discharge recovery capability.On the other hand,the materials and special technology also enhance high and low temperature resistance,and bring flexible and convenient installation as well as simple maintenance.

Battery Features

- 12 years floating design life
- Excellent consistency
- High reliability
- Low self -discharge
- Good recovery from deep discharge

Electrical Specification

Design floating Life @ 20°C (68°F) …… ..…… 12 years

Nominal Capacity @ 25°C /77°F

20 hour rate 10.4 A to 1.80Vpc … .. …….. 208Ah

10 hour rate 20.0 A to 1.80Vpc …… …… 200Ah

5 hour rate 34.9 A to 1.75Vpc …….. ……. 175Ah

1 hour rate 129 A to 1.60Vpc ……..…… 129Ah

Internal Resistance

(Fully charged battery @ 25°C /77°F) ……3.3mΩ

Max. Discharge Current @ 25°C /77°F …….....1000A (5S)

Charge Methods: Constant voltage charge @ 25°C /77°F

Cycle Use …… 14.4 ~ 15.0V

Max. Current …….....50A

Standby Use …… ..... ……..... 13.5V - 13.8V

Operating Temperature Range

Discharge …….... …… .. …… .. -20 ~ 55°C

Charge …… .. 0 ~ 40°C

Storage …….... …… .. …… .. -20 ~ 55°C

Recommended Operating Temp …….…..... 20 ~ 25°C

Self-Discharge

The capacity declines by 3% per month@ 20°C (68°F). The batteries can be stored up to 6 months @ 25°C (77°F) and then a freshening charge is required. The interval under higher temperature would be shorter.

Typical Applications

UPS
Telecom
Electric system
Photovoltaic energy storage

Certificates

System Certified Company
ISO 14001:2015
ISO 45001:2018
IATF 16949:2016

Battery Picture



Dimensions

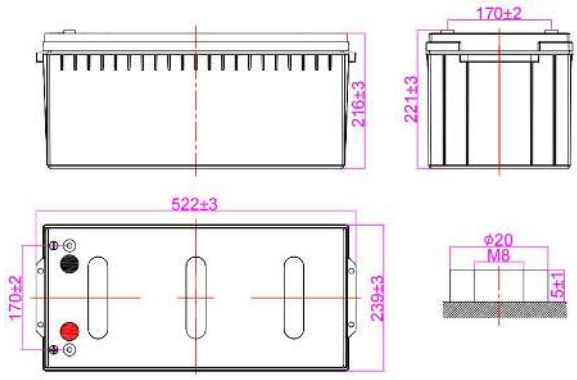

Dimension and Weight

Dimension				Weight	Terminal
Length	Width	Height	Total Height	(± 3%)	
522 mm	239 mm	216 mm	221 mm	58.8kg	F7
20.6 inch	9.41 inch	8.50 inch	8.70 inch	129.6lbs	

Constant Current Discharge* (Amperes @25℃ /77°F)

V/cell	15min	30min	1hr	5hr	10hr	20hr	100hr
1.60V	369	235	129	35.6	21.2	11.1	2.79
1.65V	360	230	127	35.4	20.9	11.0	2.75
1.70V	347	223	124	35.1	20.6	10.9	2.71
1.75V	335	218	121	34.9	20.4	10.7	2.67
1.80V	310	210	118	33.9	20.0	10.6	2.64

Constant Power Discharge* (Watts/pc @25℃ /77°F)

V/cell	15min	30min	1hr	5hr	10hr	20hr	100hr
1.60V	4052	2637	1471	438	253	133	33.6
1.65V	3954	2584	1449	429	250	132	33.1
1.70V	3809	2505	1412	420	246	130	32.7
1.75V	3679	2444	1384	411	244	128	32.3
1.80V	3484	2355	1341	401	239	127	31.8

*The mentioned data are derived from of sample test result, for reference only.

6-GFM-200G(12V200Ah)

Graphs

Discharge Characteristics(25℃)

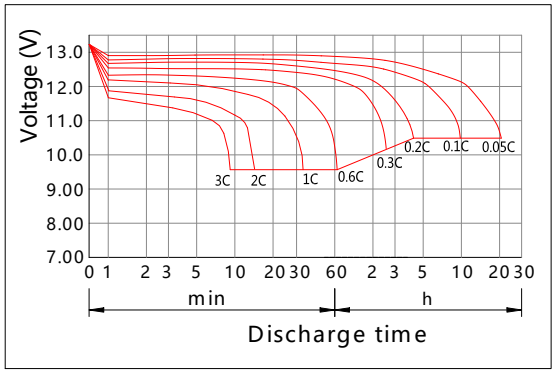

Charging Characteristics(25℃)

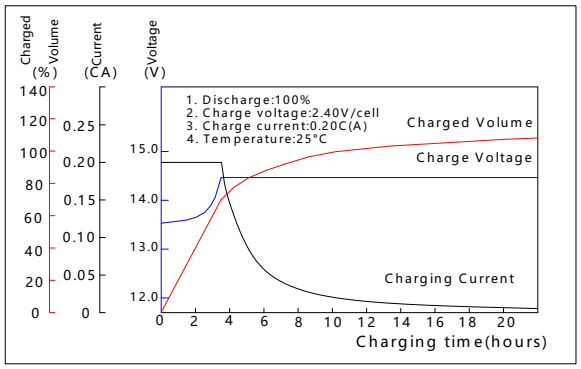

Effect of Temperature on Capacity

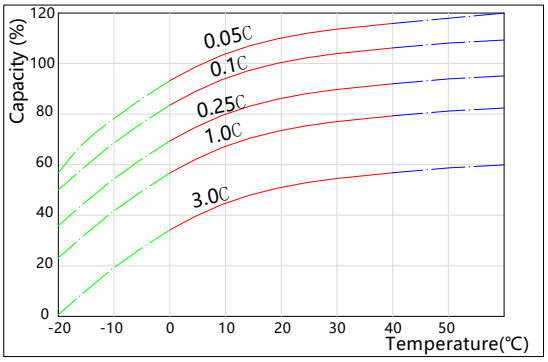

Self-discharge Characteristics

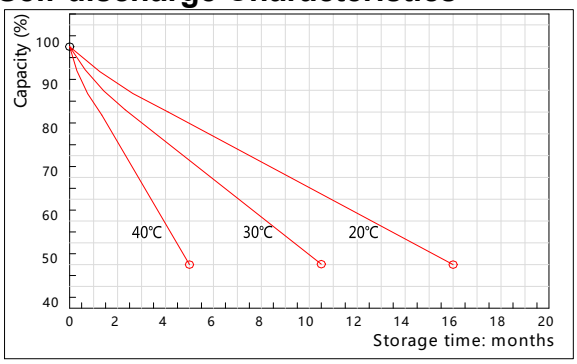

The Relationship between Open Circuit Voltage and Residual Capacity (25℃)

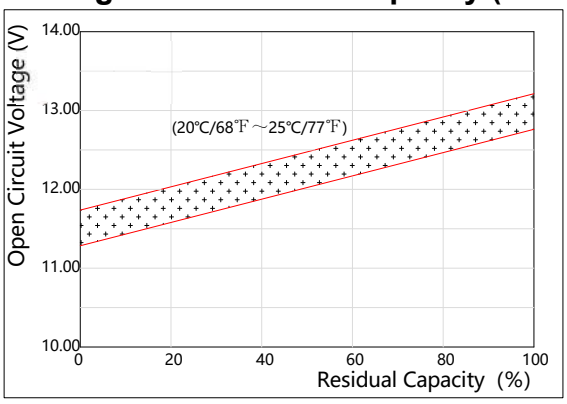

The Relationship between Charging Voltage and Temperature

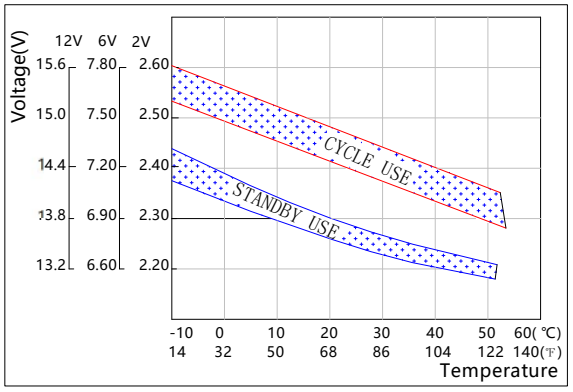

Floating Life on Temperature

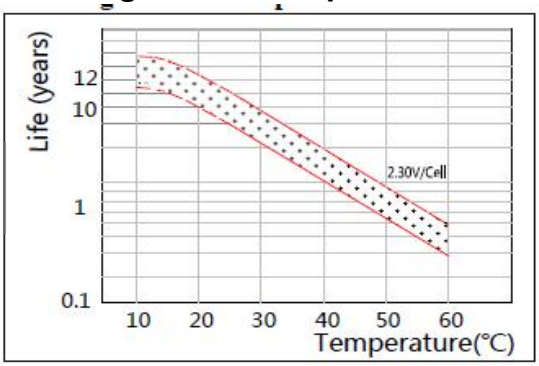

Cycle Life on D.O.D(25℃)

