KB1250F1 *12V 5Ah(20hr)*



The rechargeable batteries are lead-lead dioxide systems. The dilute sulfuric acid electrolyte is absorbed by separators and plates and thus immobilized. Should the battery be accidentally overcharged producing hydrogen and oxygen, special one-way valves allow the gases to escape thus avoiding excessive pressure build-up. Otherwise, the battery is completely sealed and is, therefore, maintenance-free, leak proof and usable in any position.

Battery Construction

Component	Positive plate	Negative plate	Container	Cover	Safety valve	Terminal	Separator	Electrolyte
Raw material	Lead dioxide	Lead	ABS	ABS	Rubber	Copper	Fiberglass	Sulfuric acid

General Features

- Absorbent Glass Mat (AGM) technology for efficient gas recombination of up to 99% and freedom from electrolyte maintenance or water adding.
- Not restricted for air transport-complies with IATA/ICAO Special Provision A67.
- UL-recognized component.
- Can be mounted in any orientation.
- Computer designed lead, calcium tin alloy grid for high power density.
- Long service life, float or cyclic applications.
- Maintenance-free operation.
- Low self discharge.

Dimensions and Weight

Length(mm / inch) ..... 90 / 3.54
Width(mm / inch) ..... 70 / 2.76
Height(mm / inch) ..... 101 / 3.98
Total Height(mm / inch) ..... 107 / 4.21
Approx. Weight(Kg / lbs) ..... 1.8 / 3.97

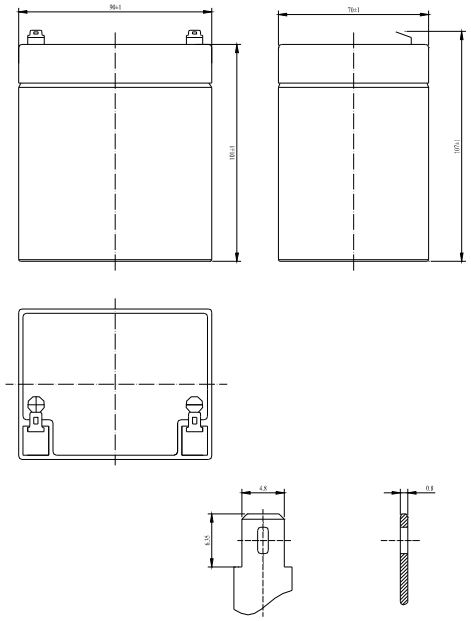

Performance Characteristics

Nominal Voltage 12V
Number of cell 6
Design Life ..... 3~5 years
Nominal Capacity 77ºF(25ºC)
- 20 hour rate (0.25A, 10.5V) 5Ah
- 10 hour rate (0.5A, 10.5V) 5Ah
- 5 hour rate (0.96A, 10.5V) 4.8Ah
- 1 hour rate (4.1A, 9.6V) 4.1Ah

Internal Resistance
- Fully Charged battery 77ºF(25ºC) 32mOhms

Self-Discharge
- 3% of capacity declined per month at 20ºC(average)

Operating Temperature Range
- Discharge ..... -20~60ºC
- Charge ..... -10~60ºC
- Storage ..... -20~60ºC

Max. Discharge Current 77ºF(25ºC) ..... 75A(5s)
Short Circuit Current 270A
Charge Methods: Constant Voltage Charge 77ºF(25ºC)
- Cycle use 14.5-14.9V
  - Maximum charging current 2A
  - Temperature compensation ..... -30mV/ºC
- Standby use 13.6-13.8V
  - Temperature compensation ..... -20mV/ºC

Discharge Constant Current (Amperes at 77ºF25ºC)

End Point Volts/Cell	5min	10min	15min	30min	1h	3h	5h	10h	20h
1.60V	26.5	17.0	13.0	7.00	4.10	1.55	1.01	0.52	0.27
1.65V	25.4	16.4	12.5	6.81	4.02	1.51	0.98	0.51	0.26
1.70V	24.3	15.7	11.9	6.62	3.93	1.48	0.97	0.50	0.26
1.75V	23.1	15.1	11.4	6.41	3.85	1.44	0.96	0.50	0.25
1.80V	21.8	14.4	10.8	6.20	3.76	1.40	0.95	0.50	0.25

Discharge Constant Power (Watts at 77ºF25ºC)

End Point Volts/Cell	5min	10min	15min	30min	45min	1h	2h	3h	5h
1.60V	49.5	31.2	23.5	13.3	10.00	8.0	4.40	3.05	2.01
1.65V	47.1	30.6	22.7	13.0	9.75	7.8	4.30	2.99	1.98
1.70V	44.8	30.0	22.0	12.6	9.50	7.6	4.21	2.93	1.95
1.75V	42.3	29.5	21.3	12.3	9.25	7.4	4.12	2.86	1.91
1.80V	39.8	28.8	20.5	11.9	9.00	7.2	4.02	2.80	1.88

(Note)The above characteristics data are average values obtained within three charge/discharge cycles not the mimimum values.

KB1250F1 12V5Ah

Discharge characteristic (25°C)

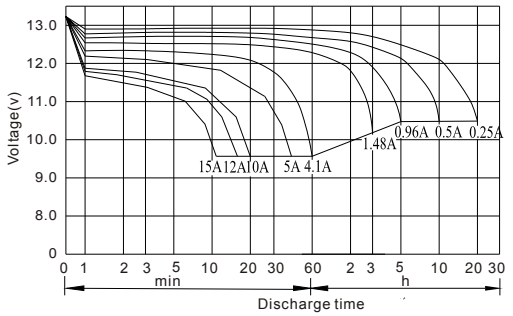

Constant voltage charging characteristic (0.25CA,25°C)

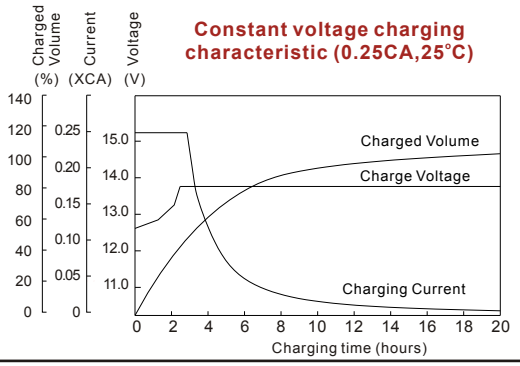

Relationship between charging voltage and temperature

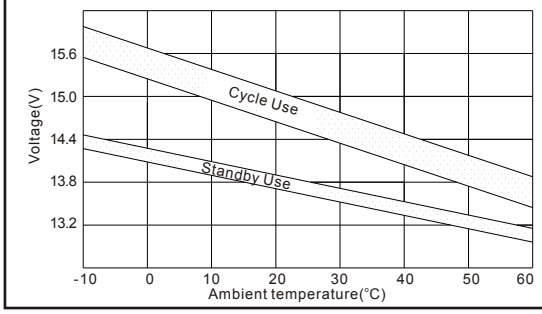

Self-discharge characteristic

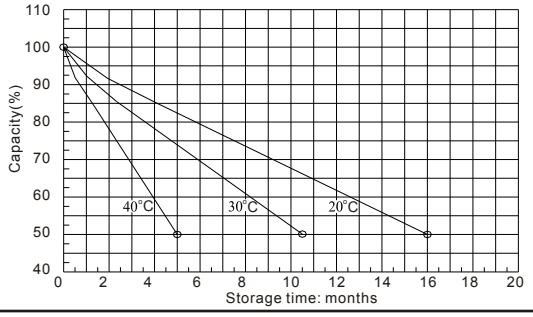

Life characteristics of Standby use

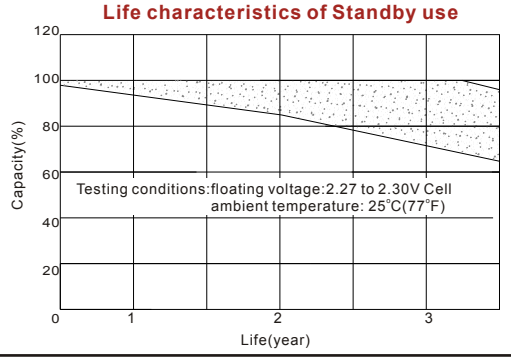

Cycle service life in relation to depth of discharge

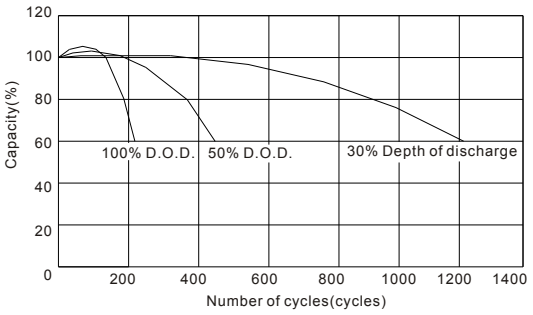

Temperature effects on float life

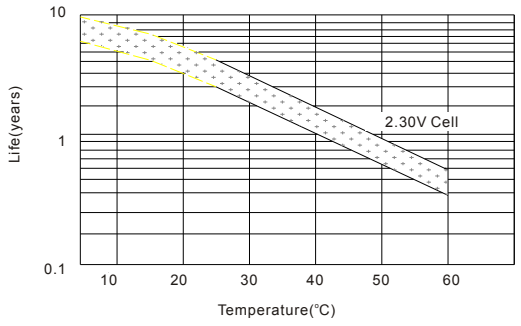

Temperature effects on capacity

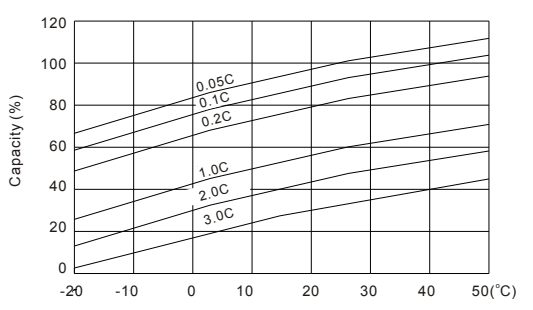

ISO9001:2000

MH25860

G4M19906-9202-E-16