KBL12550 *12V 55Ah(10hr) - LONG LIFE*



The rechargeable batteries are lead-lead dioxide systems. The dilute sulfuric acid electrolyte is absorbed by separators and plates and thus immobilized. Should the battery be accidentally overcharged producing hydrogen and oxygen, special one-way valves allow the gases to escape thus avoiding excessive pressure build-up. Otherwise, the battery is completely sealed and is, therefore, maintenance-free, leak proof and usable in any position.

Battery Construction

Component	Positive plate	Negative plate	Container	Cover	Safety valve	Terminal	Separator	Electrolyte
Raw material	Lead dioxide	Lead	ABS	ABS	Rubber	Copper	Fiberglass	Sulfuric acid

General Features

- Absorbent Glass Mat (AGM) technology for efficient gas recombination of up to 99% and freedom from electrolyte maintenance or water adding.
- Not restricted for air transport-complies with IATA/ICAO Special Provision A67.
- UL-recognized component.
- Can be mounted in any orientation.
- Computer designed lead, calcium tin alloy grid for high power density.
- Long service life, float or cyclic applications.
- Maintenance-free operation.
- Low self discharge.

Dimensions and Weight

Length(mm / inch)	224 / 8.82
Width(mm / inch)	132 / 5.20
Height(mm / inch)	205 / 8.07
Total Height(mm / inch)	210 / 8.27
Approx. Weight(Kg / lbs)	17.3 / 38.2

Nota: Largo máximo 235mm con pestaña inc.

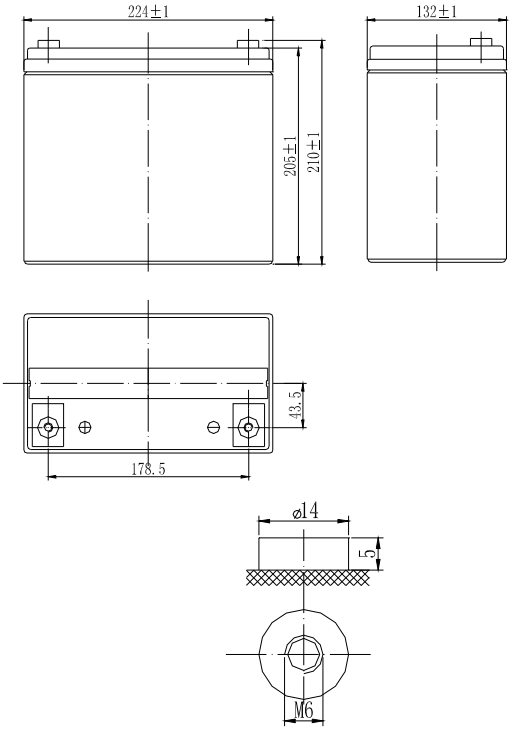

Performance Characteristics

Nominal Voltage	12V
Number of cell	6
Design Life	10 years
Nominal Capacity 77ºF(25ºC)	
10 hour rate (5.5A, 10.8V)	55Ah
5 hour rate (9.23A, 10.5V)	46.15Ah
1 hour rate (35.1A, 9.6V)	35.1Ah
Internal Resistance	
Fully Charged battery 77ºF(25ºC)	5.8mOhms
Self-Discharge	
3% of capacity declined per month at 20ºC(average)	
Operating Temperature Range	
Discharge	-20~60ºC
Charge	-10~60ºC
Storage	-20~60ºC
Max. Discharge Current 77ºF(25ºC)	550A(5s)
Short Circuit Current	1400A
Charge Methods: Constant Voltage Charge 77ºF(25ºC)	
Cycle use	2.30-2.35VPC
Maximum charging current	16.5A
Temperature compensation	-30mV/ºC
Standby use	2.23-2.27VPC
Temperature compensation	-20mV/ºC

Discharge Constant Current (Amperes at 77ºF25ºC)

End Point Volts/Cell		10min	15min	30min	1h	3h	5h	10h	20h
1.60V		129	99.4	59.2	35.1	14.6	9.82	5.75	2.94
1.65V		124	95.4	57.4	34.2	14.2	9.57	5.70	2.93
1.70V		115	90.6	55.6	33.3	13.9	9.40	5.65	2.92
1.75V		106	85.8	53.8	32.5	13.6	9.23	5.60	2.90
1.80V		99.8	79.5	51.9	31.7	13.3	9.06	5.50	2.88

Discharge Constant Power (Watts at 77ºF25ºC)

End Point Volts/Cell		10min	15min	30min	45min	1h	2h	3h	5h
1.60V		238	185	111	85.3	68.9	41.1	29.1	18.8
1.65V		225	177	109	84.0	67.3	40.2	28.5	18.6
1.70V		213	169	107	82.3	65.8	39.4	27.9	18.2
1.75V		200	162	105	80.5	64.3	38.4	27.3	18.0
1.80V		186	154	104	78.4	62.6	37.4	26.7	17.9

(Note)The above characteristics data are average values obtained within three charge/discharge cycles not the mimimum values.

KBL12550 12V55Ah - LONG LIFE

Discharge characteristic (25°C)

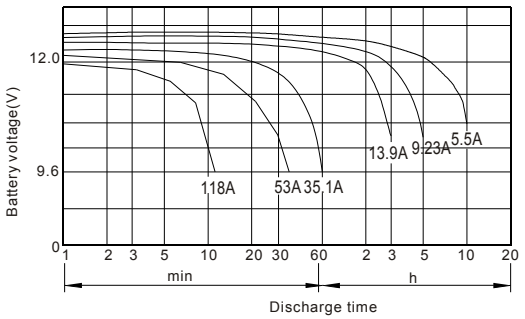

Constant voltage charging characteristic (0.25CA,25°C)

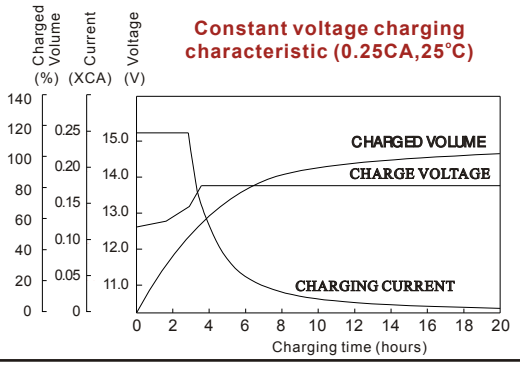

Relationship between charging voltage and temperature

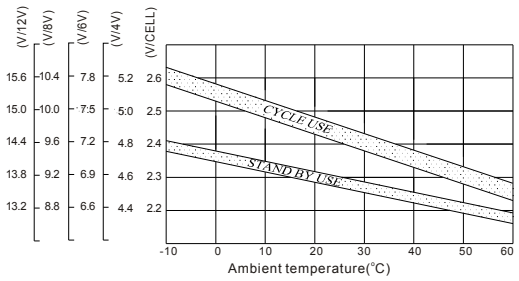

Self-discharge characteristic

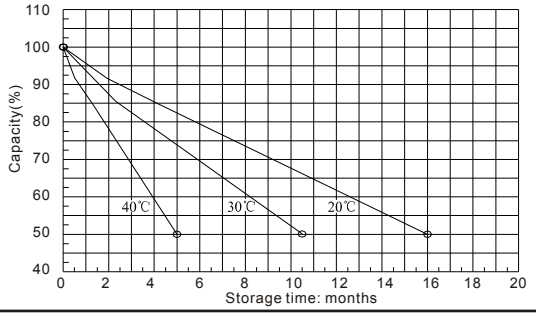

Life characteristics of Standby use

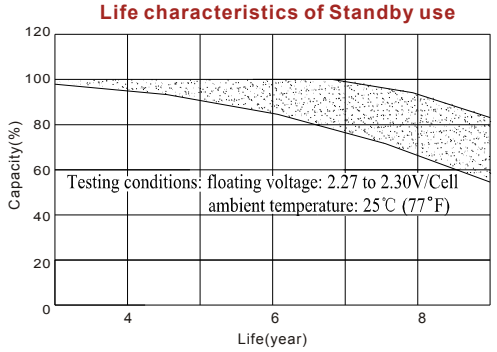

Cycle service life in relation to depth of discharge

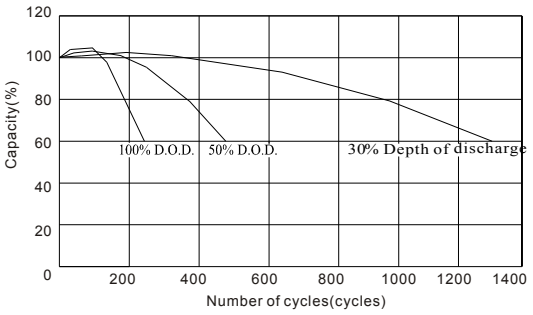

Temperature effects on float life

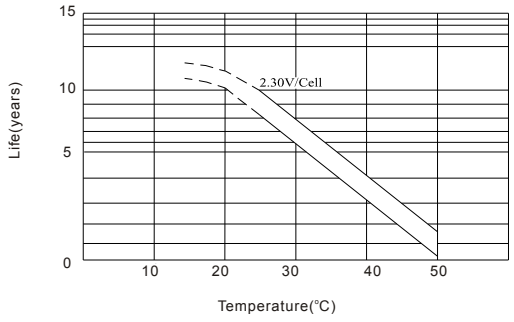

Temperature effects on capacity

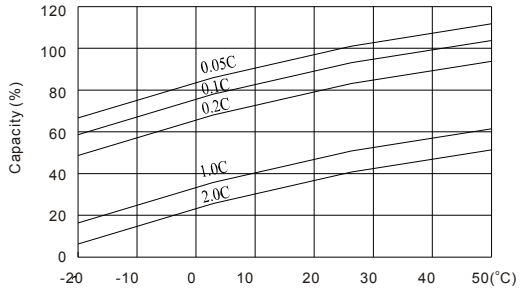

ISO9001:2000

MH25860

G4M19906-9202-E-16